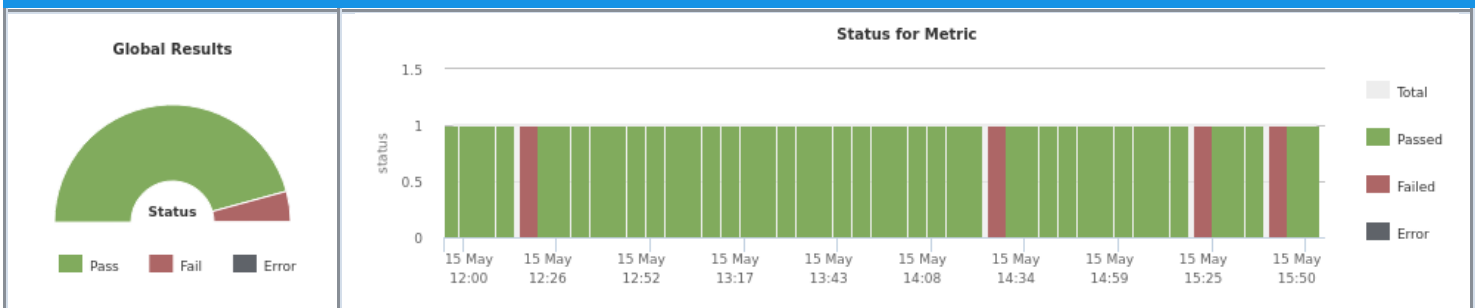


Metric Trends - FROM 2020/05/15 12:00 TO 2020/05/15 16:00 - NODE FROM : windows10-laptop

Table of Contents

- [Metric Overall Status](#)
- [Metric Specific Status](#)
- [Datagrams Out of Order](#)
- [Metric Status Datagrams Out of Order](#)
- [Metric Trend Datagrams Out of Order](#)
- [Delay \(ms\)](#)
- [Metric Status Delay \(ms\)](#)
- [Metric Trend Delay \(ms\)](#)
- [Jitter \(ms\)](#)
- [Metric Status Jitter \(ms\)](#)
- [Metric Trend Jitter \(ms\)](#)
- [Loss](#)
- [Metric Status Loss](#)
- [Metric Trend Loss](#)
- [Max Jitter \(ms\)](#)
- [Metric Status Max Jitter \(ms\)](#)
- [Metric Trend Max Jitter \(ms\)](#)
- [Max loss burst](#)
- [Metric Status Max loss burst](#)
- [Metric Trend Max loss burst](#)
- [Throughput Audio \(kbps\)](#)
- [Metric Status Throughput Audio \(kbps\)](#)
- [Metric Trend Throughput Audio \(kbps\)](#)

Global Results

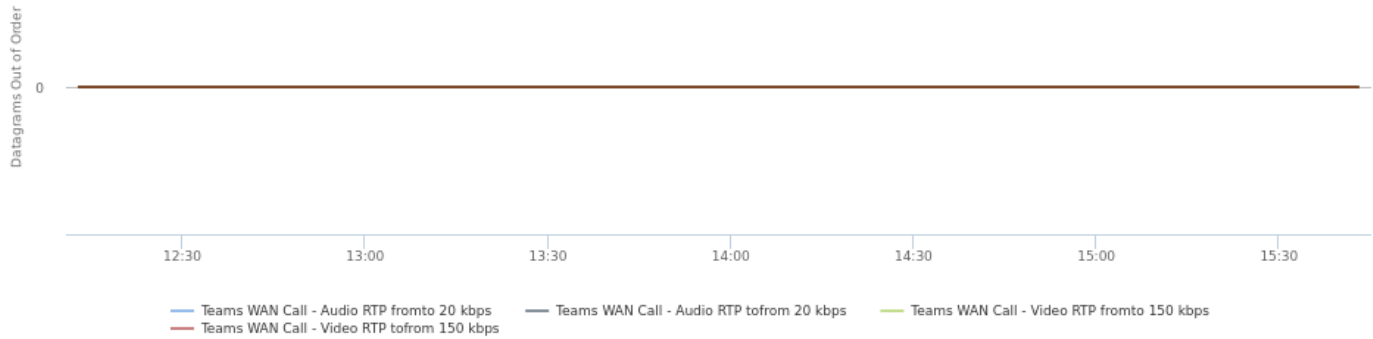


Datagrams Out of Order



Datagrams Out of Order - Average

FROM 2020/05/15 12:00 TO 2020/05/15 16:00 - NODE FROM : windows10-laptop



Test Type - Pair Name	avg value	max value	min value	number of measurements
Teams WAN Call - Audio RTP to->from 20 kbps	0	0.00	0.00	47
Teams WAN Call - Video RTP from->to 150 kbps	0	0.00	0.00	47
Teams WAN Call - Video RTP to->from 150 kbps	0	0.00	0.00	47
Teams WAN Call - Audio RTP from->to 20 kbps	0	0.00	0.00	47

Delay (ms)

Delay (ms)

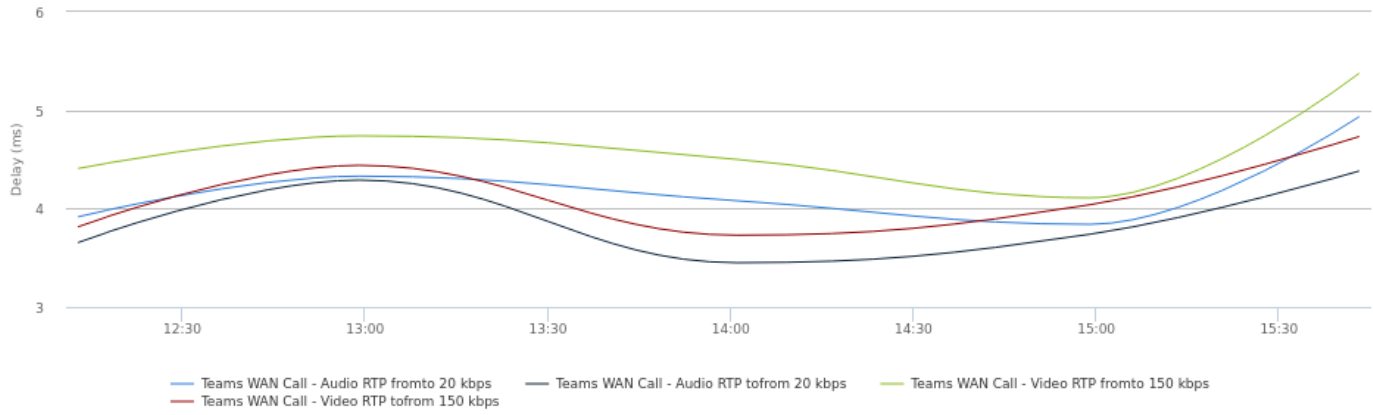
Status

Pass Fail Error

Average 4.19 ms	Minimum 2.67 ms	Maximum 10.60 ms
Standard Deviation 1.38 ms	Total Measurements 188	Threshold 50 ms

Delay (ms) - Average

FROM 2020/05/15 12:00 TO 2020/05/15 16:00 - NODE FROM : windows10-laptop



Test Type - Pair Name	avg value	max value	min value	number of measurements
Teams WAN Call - Audio RTP to->from 20 kbps	3.88	9.93	2.67	47
Teams WAN Call - Video RTP from->to 150 kbps	4.57	10.60	3.13	47
Teams WAN Call - Video RTP to->from 150 kbps	4.12	10.07	2.93	47
Teams WAN Call - Audio RTP from->to 20 kbps	4.18	9.80	2.67	47

Jitter (ms)

Jitter (ms)

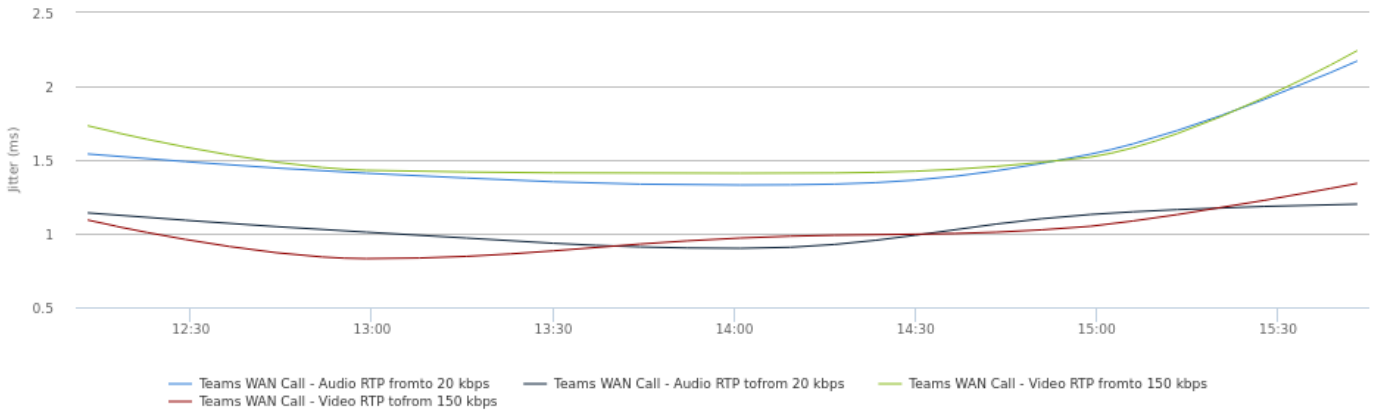
Status

Pass Fail Error

Average 1.30 ms	Minimum 0.27 ms	Maximum 4.27 ms
Standard Deviation 0.62 ms	Total Measurements 188	Threshold 30 ms

Jitter (ms) - Average

FROM 2020/05/15 12:00 TO 2020/05/15 16:00 - NODE FROM : windows10-laptop



Test Type - Pair Name	avg value	max value	min value	number of measurements
Teams WAN Call - Audio RTP to->from 20 kbps	1.05	2.27	0.27	47
Teams WAN Call - Video RTP from->to 150 kbps	1.59	4.27	0.60	47
Teams WAN Call - Video RTP to->from 150 kbps	1.02	2.47	0.27	47
Teams WAN Call - Audio RTP from->to 20 kbps	1.53	4.00	0.60	47

Loss

Loss



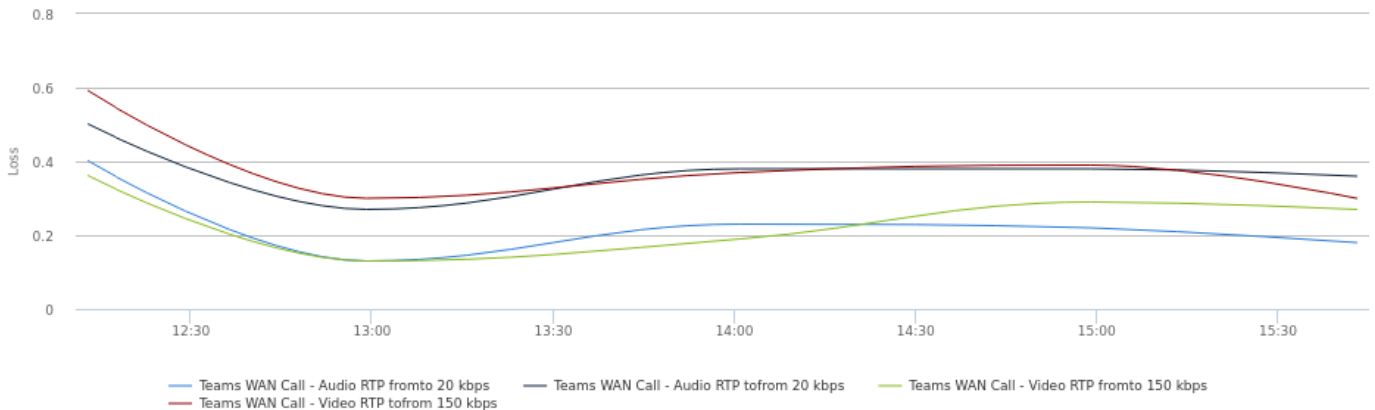
Status

Pass Fail Error

Average 0.30	Minimum 0.00	Maximum 1.42
Standard Deviation 0.33	Total Measurements 188	Threshold 1

Loss - Average

FROM 2020/05/15 12:00 TO 2020/05/15 16:00 - NODE FROM : windows10-laptop



Test Type - Pair Name	avg value	max value	min value	number of measurements
Teams WAN Call - Audio RTP to->from 20 kbps	0.36	1.33	0.00	47
Teams WAN Call - Video RTP from->to 150 kbps	0.23	1.07	0.00	47
Teams WAN Call - Video RTP to->from 150 kbps	0.38	1.42	0.00	47
Teams WAN Call - Audio RTP from->to 20 kbps	0.22	1.07	0.00	47

Max Jitter (ms)

Max Jitter (ms)



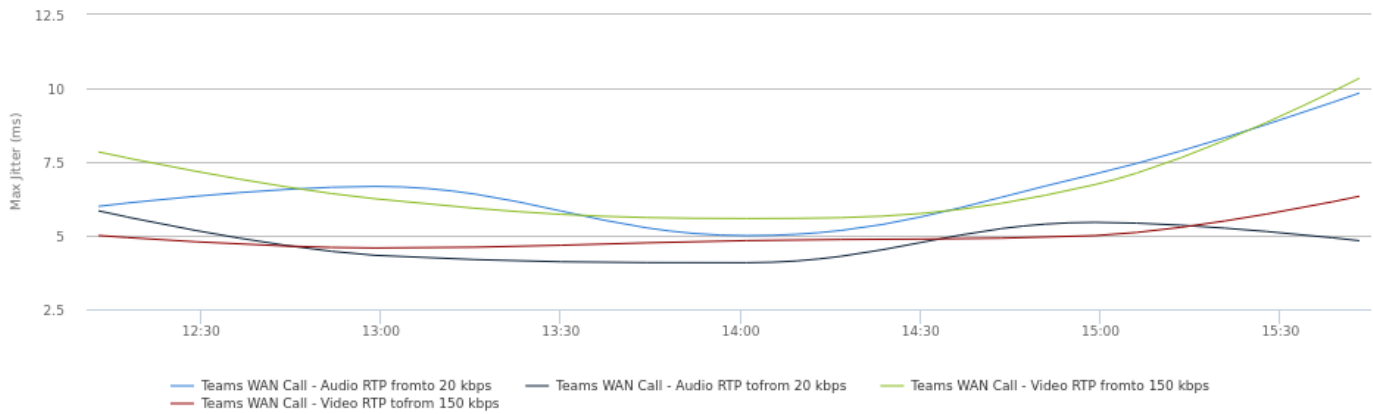
Status

Pass Fail Error

Average 5.65 ms	Minimum 1.00 ms	Maximum 16.00 ms
Standard Deviation 3.31 ms	Total Measurements 188	Threshold 40 ms

Max Jitter (ms) - Average

FROM 2020/05/15 12:00 TO 2020/05/15 16:00 - NODE FROM : windows10-laptop



Test Type - Pair Name	avg value	max value	min value	number of measurements
Teams WAN Call - Audio RTP to->from 20 kbps	4.78	16.00	1.00	47
Teams WAN Call - Video RTP from->to 150 kbps	6.91	14.00	3.00	47
Teams WAN Call - Video RTP to->from 150 kbps	5.02	14.00	1.00	47
Teams WAN Call - Audio RTP from->to 20 kbps	6.66	15.00	2.00	47

Max loss burst

Max loss burst



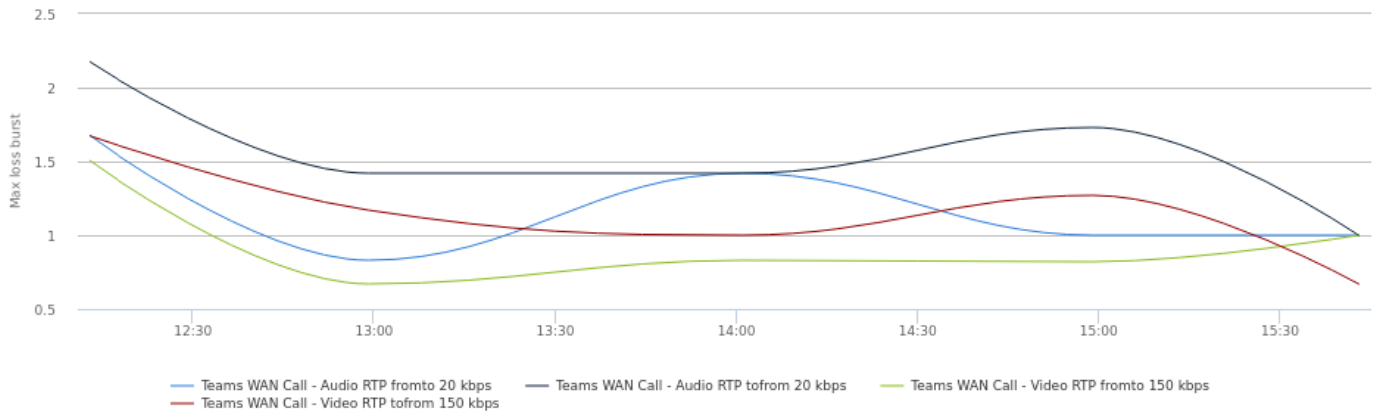
Status

Pass Fail Error

Average 1.18	Minimum 0.00	Maximum 4.00
Standard Deviation 1.06	Total Measurements 188	Threshold 10

Max loss burst - Average

FROM 2020/05/15 12:00 TO 2020/05/15 16:00 - NODE FROM : windows10-laptop



Test Type - Pair Name	avg value	max value	min value	number of measurements
Teams WAN Call - Video RTP to->from 150 kbps	1.15	3.00	0.00	47
Teams WAN Call - Video RTP from->to 150 kbps	0.89	3.00	0.00	47
Teams WAN Call - Audio RTP to->from 20 kbps	1.53	3.00	0.00	47
Teams WAN Call - Audio RTP from->to 20 kbps	1.15	4.00	0.00	47

Throughput Audio (kbps)

Throughput Audio (kbps)



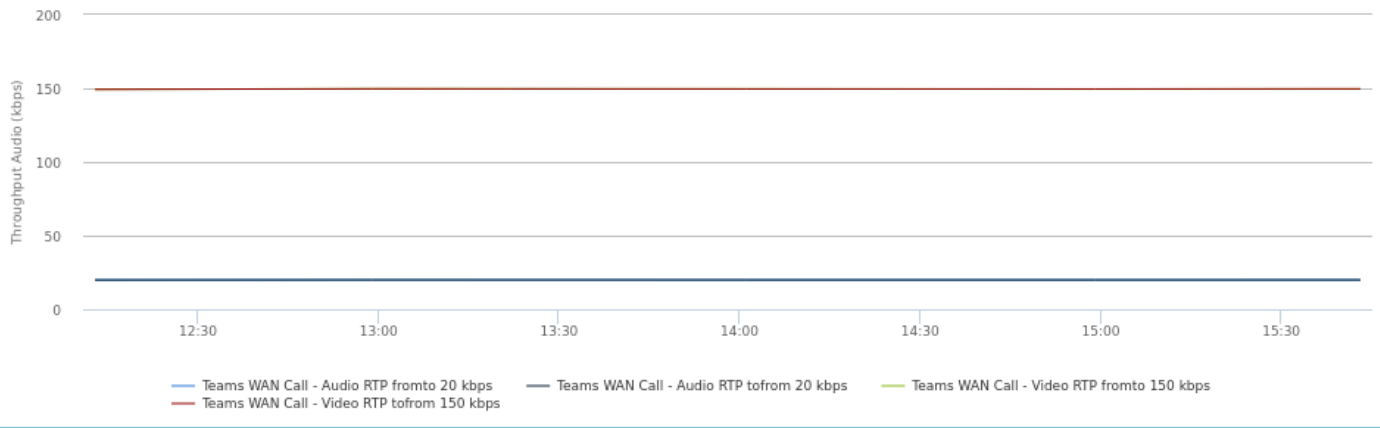
Status

Pass Fail Error

Average 84.74 kbps	Minimum 19.73 kbps	Maximum 150.13 kbps
Standard Deviation 64.81 kbps	Total Measurements 188	Threshold 0 kbps

Throughput Audio (kbps) - Average

FROM 2020/05/15 12:00 TO 2020/05/15 16:00 - NODE FROM : windows10-laptop



Test Type - Pair Name	avg value	max value	min value	number of measurements
Teams WAN Call - Video RTP to->from 150 kbps	149.58	150.13	148.00	47
Teams WAN Call - Video RTP from->to 150 kbps	149.52	149.87	148.27	47
Teams WAN Call - Audio RTP to->from 20 kbps	19.93	20.03	19.73	47
Teams WAN Call - Audio RTP from->to 20 kbps	19.93	20.00	19.76	47

This report was generated by Hawkeye version 4.1.21.10531310 on 05/19/2020 @ 09:51 (server time)